

JHM10 Series



- International Medical Approvals
- 4000 VAC Reinforced Insulation
- Meets IEC60601-1
- 2 μ A Patient Leakage Current
- DIP-24 Package
- EN55011 Level A With No External Components
- 3 Year Warranty

Specification

Input

Input Voltage Range	<ul style="list-style-type: none"> • 5 V (4.5-9 VDC) • 12 V (9-18 VDC) • 24 V (18-36 VDC)
Input Current	<ul style="list-style-type: none"> • See table
Inrush Current	<ul style="list-style-type: none"> • 20 A max at 36 V
Input Filter	<ul style="list-style-type: none"> • Pi network
Patient Leakage Current	<ul style="list-style-type: none"> • 2 μA max
Undervoltage Lockout	<ul style="list-style-type: none"> • 5 V models, on at >4.4 V, off <4.2 V • 12 V models, on at >8.8 V, off <8.3 V • 24 V models, on at >17.5 V, off <17.0 V
Input Surge	<ul style="list-style-type: none"> • 5 V models 15 V for 3 s • 12 V models 25 V for 3 s • 24 V models 50 V for 3 s

Output

Output Voltage	<ul style="list-style-type: none"> • See table
Output Voltage Trim	<ul style="list-style-type: none"> • \pm10%
Minimum Load	<ul style="list-style-type: none"> • No minimum load required
Initial Set Accuracy	<ul style="list-style-type: none"> • \pm1% max on +Vout, \pm2% max on -Vout
Start Up Delay	<ul style="list-style-type: none"> • 5 ms typical
Start Up Rise Time	<ul style="list-style-type: none"> • 2 ms typical
Line Regulation	<ul style="list-style-type: none"> • \pm0.3% max
Load Regulation	<ul style="list-style-type: none"> • \pm2% max 0% to 10% load, • \pm1% max 10% to 100% load
Cross Regulation	<ul style="list-style-type: none"> • \pm4% max on dual with one output set to 50% load and the other varied from 10% to 100% load (D05 is 20% to 100%)
Transient Response	<ul style="list-style-type: none"> • 4% max deviation, recovery to within 1% in <500 μs for a 50% load change at 0.25 A/μs rate
Ripple & Noise	<ul style="list-style-type: none"> • 1% pk-pk max at 20 MHz bandwidth
Overload Protection	<ul style="list-style-type: none"> • 120% - 200%, trip and restart
Overvoltage Protection	<ul style="list-style-type: none"> • 115% - 140%
Temperature Coefficient	<ul style="list-style-type: none"> • \pm0.03/$^{\circ}$C max
Short Circuit Protection	<ul style="list-style-type: none"> • Trip and Restart (hiccup mode), auto recovery

General

Efficiency	<ul style="list-style-type: none"> • See tables
Isolation	<ul style="list-style-type: none"> • 4000 VAC for 1 min. double/reinforced with a working voltage of 250 VAC. Meets 2 x MOPP per 3rd edition of IEC60601-1 • 5000 VAC for 10 ms in accordance with IEC60664-1
Input to Output Capacitance	<ul style="list-style-type: none"> • 20 pF max
Switching Frequency	<ul style="list-style-type: none"> • 80 kHz to 1.2 MHz variable
Power Density	<ul style="list-style-type: none"> • 20.0 W/in³
MTBF	<ul style="list-style-type: none"> • >1 Mhrs typical to MIL-STD-217F at 25 $^{\circ}$C, GB

Environmental

Operating Temperature	<ul style="list-style-type: none"> • -40 $^{\circ}$C to +80 $^{\circ}$C, see derating curve
Case Temperature	<ul style="list-style-type: none"> • +100 $^{\circ}$C max
Storage Temperature	<ul style="list-style-type: none"> • -40 $^{\circ}$C to +100 $^{\circ}$C
Operating Humidity	<ul style="list-style-type: none"> • 5-90%, non-condensing
Cooling	<ul style="list-style-type: none"> • Natural convection

EMC & Safety

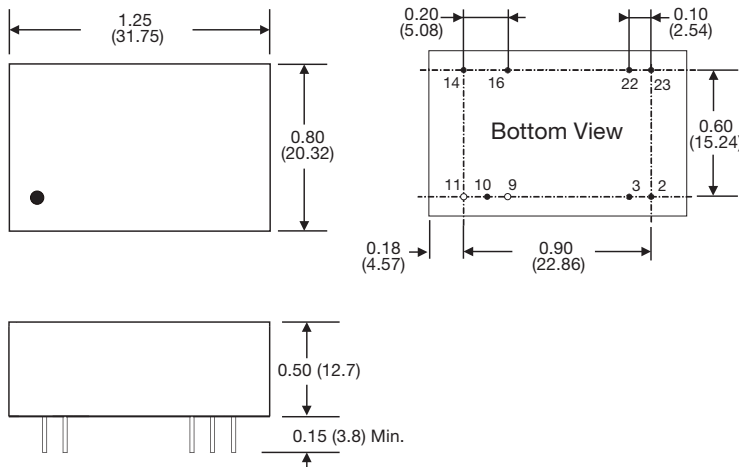
Emissions	<ul style="list-style-type: none"> • EN55011 & EN55032 level A conducted & radiated with no external components
Immunity	<ul style="list-style-type: none"> • IEC60601-1-2, EN61204-3
ESD Immunity	<ul style="list-style-type: none"> • EN61000-4-2, level 2, Perf Criteria A
Radiated Immunity	<ul style="list-style-type: none"> • EN61000-4-3, 10 V/m Perf Criteria A
EFT/Burst	<ul style="list-style-type: none"> • EN61000-4-4, level 2 Perf Criteria A
Surge	<ul style="list-style-type: none"> • EN61000-4-5, level 1 Perf Criteria A
Conducted Immunity	<ul style="list-style-type: none"> • EN61000-4-6, 10 Vm, Perf Criteria A
Magnetic Field	<ul style="list-style-type: none"> • EN61000-4-8, 3 A/m Perf Criteria A
Safety Approvals	<ul style="list-style-type: none"> • ANSI/AMMI ES60601-1 • CSA-22.2 No.60601-1 • IEC60601-1, CE & UKCA meets all applicable directives & legislation.

Input Voltage	Output Voltage	Output Current	Input Current		Maximum Capacitive Load	Efficiency [®]	Model Number
			No Load ⁽¹⁾	Full Load ⁽²⁾			
4.5-9 V	5.0V	2000 mA	100 mA	2690 mA	2200 μ F	83.5%	JHM1005S05
	12.0V	833 mA	115 mA	2640 mA	1000 μ F	85.0%	JHM1005S12
	15.0V	666 mA	115 mA	2640 mA	680 μ F	85.0%	JHM1005S15
	\pm 5.0V	\pm 1000 mA	130 mA	2760 mA	\pm 1000 μ F	81.5%	JHM1005D05
	\pm 12.0V	\pm 420 mA	115 mA	2695 mA	\pm 470 μ F	84.0%	JHM1005D12
	\pm 15.0V	\pm 333 mA	115 mA	2670 mA	\pm 470 μ F	84.0%	JHM1005D15
9-18 V	5.0V	2000 mA	50 mA	1310 mA	2200 μ F	86.0%	JHM1012S05
	12.0V	833 mA	50 mA	1280 mA	1000 μ F	88.0%	JHM1012S12
	15.0V	666 mA	50 mA	1265 mA	680 μ F	89.0%	JHM1012S15
	\pm 5.0V	\pm 1000 mA	50 mA	1345 mA	\pm 1000 μ F	84.0%	JHM1012D05
	\pm 12.0V	\pm 420 mA	50 mA	1290 mA	\pm 470 μ F	88.0%	JHM1012D12
	\pm 15.0V	\pm 333 mA	50 mA	1280 mA	\pm 470 μ F	88.0%	JHM1012D15
18-36 V	5.0V	2000 mA	25 mA	645 mA	2200 μ F	87.0%	JHM1024S05
	12.0V	833 mA	20 mA	630 mA	1000 μ F	89.0%	JHM1024S12
	15.0V	666 mA	20 mA	630 mA	680 μ F	89.0%	JHM1024S15
	\pm 5.0V	\pm 1000 mA	20 mA	660 mA	\pm 1000 μ F	85.0%	JHM1024D05
	\pm 12.0V	\pm 420 mA	25 mA	640 mA	\pm 470 μ F	88.0%	JHM1024D12
	\pm 15.0V	\pm 333 mA	25 mA	635 mA	\pm 470 μ F	88.0%	JHM1024D15

Notes

1. Input current measured at nominal input voltage.
2. Input current measured at lowest input voltage.
3. Typical values.

Mechanical Details



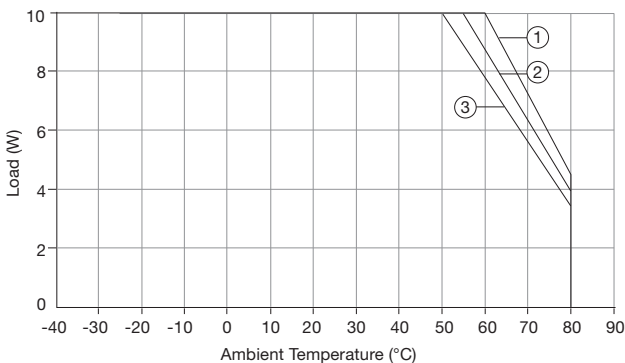
Pin	Pin Connections	
	Single	Dual
2	-Vin	-Vin
3	-Vin	-Vin
9	No Pin	Common 0Vout
10	Trim	Trim
11	No Pin	-Vout
14	+Vout	+Vout
16	-Vout	Common 0Vout
22	+Vin	+Vin
23	+Vin	+Vin

Notes

1. All dimensions are in inches (mm)
2. Weight: 0.04 lbs (20 g) approx.
3. Pin diameter: 0.02 \pm 0.002 (0.5 \pm 0.05)
4. Pin pitch tolerance: \pm 0.01 (\pm 0.25)
5. Case tolerance: \pm 0.02 (\pm 0.5)

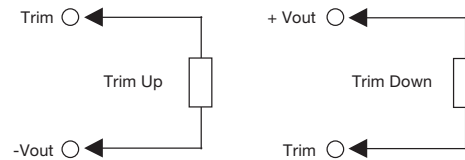
Application Notes

Derating Curve



- ① JHM1012/24 S05, S12, S15, D12, D15
- ② JHM1012/24 D05, JHM1005S05, S12, S15, D12, D15
- ③ JHM1005D05

External Output Trim



For 5V output:
Trim +10%, R = 3.4 k typical
Trim -10%, R = 1 k typical

For 12V output:
Trim +10%, R = 5.9 k typical
Trim -10%, R = 11.3 k typical

For 15V output:
Trim +10%, R = 8.3 k typical
Trim -10%, R = 10 k typical

For \pm 5V output:
Trim +10%, R = 12.0 k typical
Trim -10%, R = 8.0 k typical

For \pm 12V output:
Trim +10%, R = 12.8 k typical
Trim -10%, R = 9.5 k typical

For \pm 15V output:
Trim +10%, R = 18 k typical
Trim -10%, R = 14.8 k typical